

“UNIVENDOR”™ LOADING INSTRUCTIONS

THE FOLLOWING IS A BASIC GUIDE FOR SET-UP OF VARIOUS PRODUCTS THAT CAN BE VENDED IN THIS MACHINE. REFER TO CHART AND FIGURES FOR EACH PRODUCT. SPECIFIC INSTRUCTIONS FOR PRODUCTS REQUIRING KITS ARE INCLUDED WITH EACH KIT OR CAN BE FOUND IN THE SERVICE MANUAL.

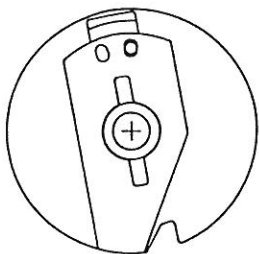
PRODUCT TYPE	CAM SETTING	BACKSPACER SETTING	GAGE BAR POSITION	KIT REQ'D
	FIGURE # 1	FIGURE # 2	FIGURE # 3	
12 OZ. CAN	DOUBLE	# 4	# 1	NO
10 OZ. CAN	DOUBLE	# 4	# 2	YES
10 OZ. P LABEL BOTTLE N.R.	DOUBLE	# 7	# 1	NO
16 OZ. RET. BOTTLE	SINGLE	# 6	# 1	YES
12 OZ. RET. BOTTLE	SINGLE	# 4	# 1	YES
10 OZ. RET. BOTTLE	SINGLE	# 4	# 2	YES
6.5 OZ. RET. BOTTLE	SINGLE	# 1	# 2	YES

KIT NUMBERS FOR ORDERING (BY COLUMN) *	
134451	16 OZ. BOTTLE (STAGGER COL.)
134451-1	10 OZ. CAN/BOTTLE (SINGLE COL.)
134451-2	10 OZ. CAN (STAGGER COL.)
134451-3	12 OZ. BOTTLE (STAGGER COL.)
134451-4	10 OZ. BOTTLE (STAGGER COL.)
134451-5	6.5 OZ. BOTTLE (SINGLE COL.) 79"
134451-6	6.5 OZ. BOTTLE (SINGLE COL.) 72"
134451-7	6.5 OZ. BOTTLE (SINGLE COL.) 66"
134451-8	6.5 OZ. BOTTLE (STAGGER COL.) 79"
134451-9	6.5 OZ. BOTTLE (STAGGER COL.) 72"
134451-10	6.5 OZ. BOTTLE (STAGGER COL.) 66"

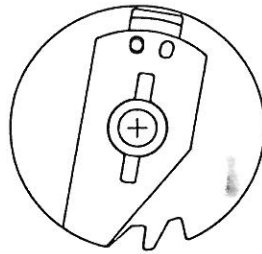
*.NOTE: EACH KIT CONVERTS ONE COLUMN ONLY. ABOVE KITS DO NOT CONTAIN CROWN PULLER OR BOX. SEE SERVICE MANUAL FOR SPECIFIC CROWN PULLER KIT NUMBERS.

ALWAYS LOAD PRODUCT EVENLY. PRODUCT SHOULD ALWAYS LIE BEHIND PRODUCT RETAINERS AT FRONT OF COLUMN. ALWAYS LOAD BOTTLES WITH CROWNS TOWARD BACK OF COLUMN. FOR INITIAL LOADING, ADVANCE PRODUCT INTO BUCKET TO PRIME MACHINE.

FOR ANY PRODUCT PLACED SINGLE DEPTH INTO COLUMNS (TALL CANS OR BOTTLES OVER 6" IN HEIGHT), SET CAM FOR SINGLE DEPTH POSITION AND PLACE BACK SPACER SUCH THAT APPROX. 1/2" TO 1/4" OF SPACE IS BETWEEN END OF PRODUCT AND FRONT RETAINER.



SINGLE DEPTH



DOUBLE DEPTH

FIGURE # 1

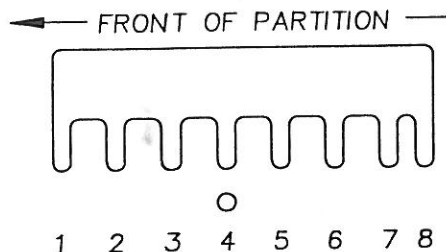


FIGURE # 2

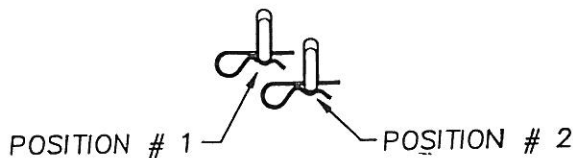


FIGURE # 3

388882E